

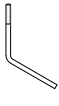

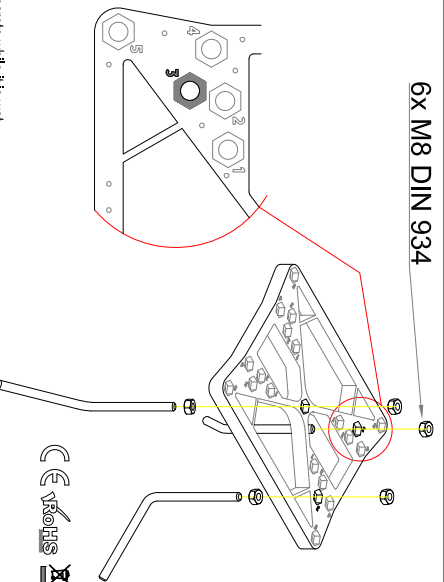
	Floor bracket / Soporte para cementar Support de fixation / Supporto per cementare	1
	Nut / Tuerca / Ecrrou / Dado DIN 985 M8	3
	Washer / Arandela Rondelle / Rondella DIN125 M8	3
	Bar / Varilla / Barre / Barra M8	3
	Nut / Tuerca / Ecrrou / Dado DIN 934 M8	6

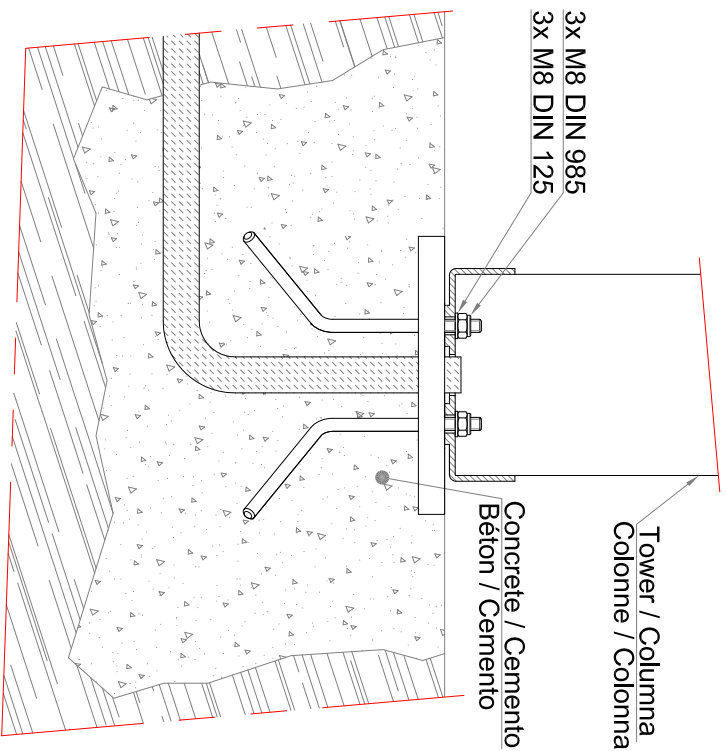
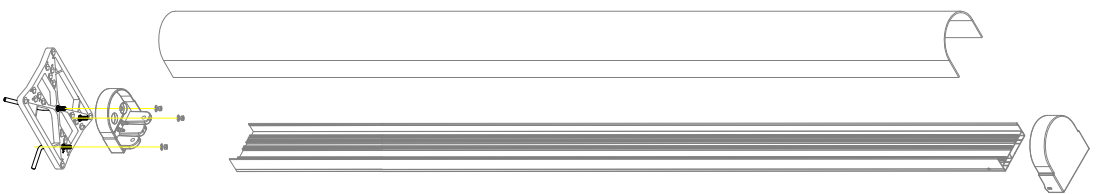


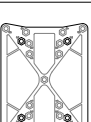
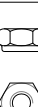

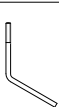

Insert cable conduits into the concrete while it is wet.
Minimum base dimensions for firm ground: cube of 0.4 m sides (towers up to 2 m high) and 0.5 m sides (towers up to 3 m).
A bigger base (or additional fixing equipment - not supplied) is a must for unsuitable grounds.

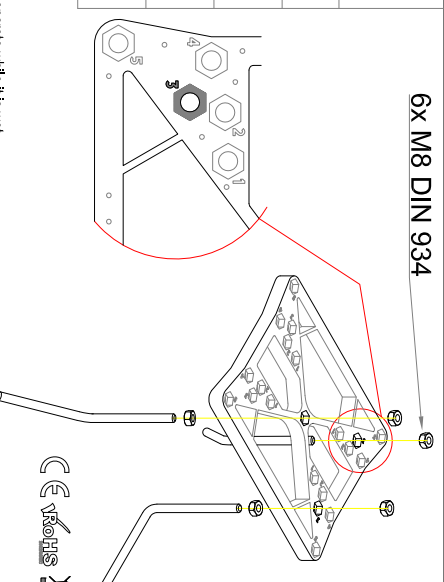
Insérer le câble ondulé dans le béton quand il est encore humide. Dimensions minimales pour des sols fermes: cube de 0.4 m de côtés (colonnes) jusqu'à 2 m de hauteur) et 0.5 m de côtés (les colonnes de 3 m). Pour un sol instable une base plus grande (ou d'autres supports de fixation - non-fourms) est nécessaire.

Insertar el cable corrugado en el cemento mientras está húmedo.
Dimensiones mínimas del cemento en suelo firme: cubo de 0.4m de lado (columnas hasta 2m) y 0.5m (columnas de 3m).
Para suelos no firmes es necesaria una base mayor (o el uso de otros componentes de fijación no suministrados).

Inserte il cavo corrugato nel cemento quando è ancora umido.
Dimensioni minime per pavimenti stabili: cubo di 0.4 m di lato (colonne fino a 2 m) e 0.5 m di lato (per colonne di 3 m).
Per colonne di 3m è necessaria una base maggiore (oppure altri supporti di fissaggio, non forniti).



	Floor bracket / Soporte para cementar Support de fixation / Supporto per cementare	1
	Nut / Tuerca / Ecrrou / Dado DIN 985 M8	3
	Washer / Arandela Rondelle / Rondella DIN125 M8	3
	Bar / Varilla / Barre / Barra M8	3
	Nut / Tuerca / Ecrrou / Dado DIN 934 M8	6



Insert cable conduits into the concrete while it is wet.
Minimum base dimensions for firm ground: cube of 0.4 m sides (towers up to 2 m high) and 0.5 m sides (towers up to 3 m).
A bigger base (or additional fixing equipment - not supplied) is a must for unsuitable grounds.

Insérer le câble ondulé dans le béton quand il est encore humide. Dimensions minimales pour des sols fermes: cube de 0.4 m de côtés (colonnes) jusqu'à 2 m de hauteur) et 0.5 m de côtés (les colonnes de 3 m). Pour un sol instable une base plus grande (ou d'autres supports de fixation - non-fourms) est nécessaire.

Insertar el cable corrugado en el cemento mientras está húmedo.
Dimensiones mínimas del cemento en suelo firme: cubo de 0.4m de lado (columnas hasta 2m) y 0.5m (columnas de 3m).
Para suelos no firmes es necesaria una base mayor (o el uso de otros componentes de fijación no suministrados).

Inserte il cavo corrugato nel cemento quando è ancora umido.
Dimensioni minime per pavimenti stabili: cubo di 0.4 m di lato (colonne fino a 2 m) e 0.5 m di lato (per colonne di 3 m).
Per colonne di 3m è necessaria una base maggiore (oppure altri supporti di fissaggio, non forniti).

